

# LED DOWNLIGHTS

# OPTONICA



**12W COB SURFACE**  
**DOWNLIGHT ROUND**

Watts	12W	CRI	>80
Input Voltage	AC:200-240V	IP Rating	IP20
Flux	960 lm	Life Span	25 000 h
Beam Angle	60°	Dimension	φ118x50mm

**A+**  
**EQ.Watts:**  
**12W=75W**

**SKU No.**

White Light  
**CB2261 6000K**

Neutral White  
**CB2265 4500K**

Warm White  
**CB2262 2800K**

Color temperature

**960**  
LUMENS

**60°**  
BEAM ANGLE

ADJUSTABLE ANGLE  
**45°**

**IP20**

EAN Code 6000K 3800156622616  
EAN Code 4500K 3800156622654  
EAN Code 2700K 3800156622623



**12W COB SURFACE**  
**DOWNLIGHT SQUARE**

Watts	12W	CRI	>80
Input Voltage	AC:200-240V	IP Rating	IP20
Flux	960 lm	Life Span	25 000 h
Beam Angle	60°	Dimension	118x118x50mm

**A+**  
**EQ.Watts:**  
**12W=75W**

**SKU No.**

White Light  
**CB2263 6000K**

Neutral White  
**CB2266 4500K**

Warm White  
**CB2264 2800K**

Color temperature

**960**  
LUMENS

**60°**  
BEAM ANGLE

ADJUSTABLE ANGLE  
**45°**






**IP20**

EAN Code 6000K 3800156622630  
EAN Code 4500K 3800156622661  
EAN Code 2700K 3800156622647

# LED DOWNLIGHTS

OPTONICA



 **Dimmable**  
 **120°**  
**BEAM ANGLE**  
 **SAVE 80%**  
**ENERGY**  
 **IP50**  
 **A+**

## LED DOWNLIGHT Dimmable

COLOR CHANGING LED 3000 to 6000K


REMOTE CONTROL AC6324 – NOT INCLUDED

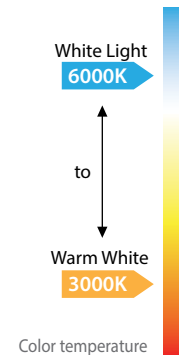
**12W**  
 **750**  
**LUMENS**  
**φ100 mm**

**20W**  
 **1400**  
**LUMENS**  
**φ155 mm**

CB3257 3000K to 6000K

CB3258 3000K to 6000K

	12W LED Downlight	20W LED Downlight
 <b>SKU No.</b>	CB3257	CB3258
 <b>Watts</b>	12W	20W
 <b>Input Voltage</b>	AC:175-265V	AC:175-265V
 <b>Flux</b>	750 lm	1400 lm
 <b>Beam Angle</b>	120°	120°
 <b>Light Color</b>	3000 to 6000K	3000 to 6000K
 <b>CRI</b>	>80	>80
 <b>IP Rating</b>	IP50-Dust Protected	IP50-Dust Protected
 <b>Life Span</b>	25 000 h	25 000 h
 <b>Dimension</b>	φ120×87 mm	φ181×105 mm
		
EAN Code 3000-6000K	3800156632578	3800156632585



REMOTE CONTROL  
FOR DIMMABLE LED DOWNLIGHT  
**AC6324**



- 2.4 GHZ
- Remote 4 Groups
- up to 50 pcs per Group

# LED RECESSED PANELS

# OPTONICA



COLOR CHANGING KNOB : 3000-4500-6000K



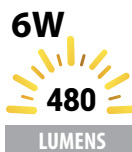
BEAM ANGLE



ENERGY



IP44



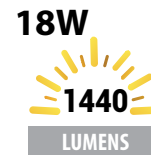
DL2590 COLOR CHANGING LIGHT

3000K - 4500K - 6000K



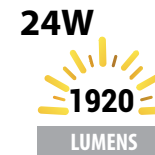
DL2591 COLOR CHANGING LIGHT

3000K - 4500K - 6000K



DL2592 COLOR CHANGING LIGHT

3000K - 4500K - 6000K



DL2593 COLOR CHANGING LIGHT





3000K - 4500K - 6000K

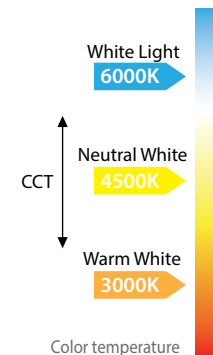
## CCT-Recessed LED PANELS

COLOR CHANGING LED 3000-4500-6000K

ROUND SLIM


-  **SKU No.**
-  **Watts**
-  **Input Voltage**
-  **Flux**
-  **Beam Angle**
-  **Light Color**
-  **CRI**
-  **IP Rating**
-  **Life Span**
-  **Dimension**
-  **Cutting Size**

	6W Recessed Panel	12W Recessed Panel	18W Recessed Panel	24W Recessed Panel
SKU No.	DL2590	DL2591	DL2592	DL2593
Watts	6W	12W	18W	24W
Input Voltage	AC:165-265V	AC:165-265V	AC:165-265V	AC:165-265V
Flux	480 lm	960 lm	1800 lm	1920 lm
Beam Angle	100°	100°	100°	100°
Light Color	WH-NW-WW	WH-NW-WW	WH-NW-WW	WH-NW-WW
CRI	>80	>80	>80	>80
IP Rating	IP44 Front	IP44 Front	IP44 Front	IP44 Front
Life Span	25 000 h	25 000 h	25 000 h	25 000 h
Dimension	φ115x32 mm	φ170x32 mm	φ220x32 mm	φ240x32 mm
Cutting Size	φ105mm 	φ155mm 	φ205mm 	φ225mm 
EAN Code	3800156625907	3800156625914	3800156625921	3800156625938

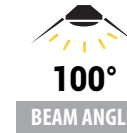


# LED RECESSED PANELS

# OPTONICA



COLOR CHANGING KNOB : 3000-4500-6000K



## CCT-Recessed LED PANELS

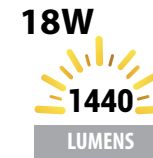
COLOR CHANGING LED 3000-4500-6000K  
SQUARE SLIM



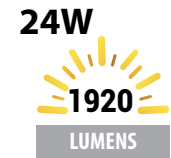
DL2594 COLOR CHANGING LIGHT  
3000K - 4500K - 6000K



DL2595 COLOR CHANGING LIGHT  
3000K - 4500K - 6000K



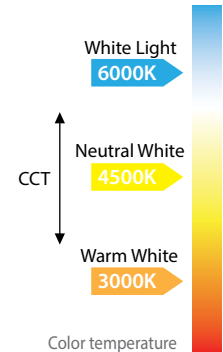
DL2596 COLOR CHANGING LIGHT  
3000K - 4500K - 6000K



DL2597 COLOR CHANGING LIGHT  
3000K - 4500K - 6000K

- SKU No.**
- Watts**
- Input Voltage**
- Flux**
- Beam Angle**
- Light Color**
- CRI**
- IP Rating**
- Life Span**
- Dimension**
- Cutting Size**

	6W Recessed Panel	12W Recessed Panel	18W Recessed Panel	24W Recessed Panel
SKU No.	DL2594	DL2595	DL2596	DL2597
Watts	6W	12W	18W	24W
Input Voltage	AC:165-265V	AC:165-265V	AC:165-265V	AC:165-265V
Flux	480 lm	960 lm	1440 lm	1920 lm
Beam Angle	100°	100°	100°	100°
Light Color	WH-NW-WW	WH-NW-WW	WH-NW-WW	WH-NW-WW
CRI	>80	>80	>80	>80
IP Rating	IP44 Front	IP44 Front	IP44 Front	IP44 Front
Life Span	25 000 h	25 000 h	25 000 h	25 000 h
Dimension	120x120x32 mm	170x170x32 mm	220x220x32 mm	220x220x32 mm
Cutting Size	105x105mm	155x155mm	205x205mm	205x205mm



EAN Code	3800156625945	3800156625952	3800156625969	3800156625976
----------	---------------	---------------	---------------	---------------

# LED RECESSED PANELS

# OPTONICA



**EPISTAR**  
Chip Set

**A+**



BEAM ANGLE



PF >0.9



EMC APPROVED



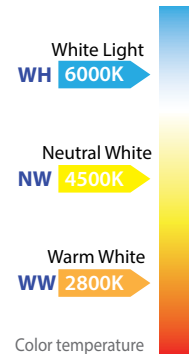
IP20



## LED MINI PANELS PF>0.9 ROUND RECESSED MODULE

DL2550 White Light 6000K	DL2553 White Light 6000K	DL2556 White Light 6000K	DL2559 White Light 6000K	DL2562 White Light 6000K
DL2551 Neutral White 4500K	DL2554 Neutral White 4500K	DL2557 Neutral White 4500K	DL2560 Neutral White 4500K	DL2563 Neutral White 4500K
DL2552 Warm White 2800K	DL2555 Warm White 2800K	DL2558 Warm White 2800K	DL2561 Warm White 2800K	DL2564 Warm White 2800K

	3W MINI PANEL	6W MINI PANEL	12W MINI PANEL	18W MINI PANEL	24W MINI PANEL
<b>SKU No.</b>	DL2550/DL2551/DL2552	DL2553/DL2554/DL2555	DL2556/DL2557/DL2558	DL2559/DL2560/DL2561	DL2562/DL2563/DL2564
<b>Watts</b>	3W	6W	12W	18W	24W
<b>Input Voltage</b>	AC:85-265V	AC:85-265V	AC:85-265V	AC:85-265V	AC:85-265V
<b>Flux</b>	155 lm	420 lm	960 lm	1440 lm	1920 lm
<b>Beam Angle</b>	120°	120°	120°	120°	120°
<b>Light Color</b>	WH/NW/WW	WH/NW/WW	WH/NW/WW	WH/NW/WW	WH/NW/WW
<b>CRI</b>	>80	>80	>80	>80	>80
<b>IP Rating</b>	IP20	IP20	IP20	IP20	IP20
<b>Life Span</b>	25 000 h	25 000 h	25 000 h	25 000 h	25 000 h
<b>Dimension</b>	φ85x25 mm	φ120x25 mm	φ170x25 mm	φ225x25 mm	φ299x25 mm
<b>Cutting Size</b>	φ75mm	φ110mm	φ155mm	φ205mm	φ285mm
<b>EAN Code 6000K</b>	3800156625501	3800156625532	3800156625563	3800156625594	3800156625624
<b>EAN Code 4500K</b>	3800156625518	3800156625549	3800156625570	3800156625600	3800156625631
<b>EAN Code 2800K</b>	3800156625525	3800156625556	3800156625587	3800156625617	3800156625648



# LED RECESSED PANELS

# OPTONICA



**EPISTAR**  
Chip Set

**A+**



BEAM ANGLE




PF >0.9



EMC APPROVED




IP20



## LED MINI PANELS PF>0.9 SQUARE RECESSED MODULE

DL2565 White Light <b>6000K</b>	DL2568 White Light <b>6000K</b>	DL2571 White Light <b>6000K</b>	DL2574 White Light <b>6000K</b>	DL2577 White Light <b>6000K</b>
DL2566 Neutral White <b>4500K</b>	DL2569 Neutral White <b>4500K</b>	DL2572 Neutral White <b>4500K</b>	DL2575 Neutral White <b>4500K</b>	DL2578 Neutral White <b>4500K</b>
DL2567 Warm White <b>2800K</b>	DL2570 Warm White <b>2800K</b>	DL2573 Warm White <b>2800K</b>	DL2576 Warm White <b>2800K</b>	DL2579 Warm White <b>2800K</b>

	3W MINI PANEL	6W MINI PANEL	12W MINI PANEL	18W MINI PANEL	24W MINI PANEL
<b>SKU No.</b>	DL2565/DL2566/DL2567	DL2568/DL2569/DL2570	DL2571/DL2572/DL2573	DL2574/DL2575/DL2576	DL2577/DL2578/DL2579
<b>Watts</b>	3W	6W	12W	18W	24W
<b>Input Voltage</b>	AC:170-265V	AC:170-265V	AC:170-265V	AC:170-265V	AC:170-265V
<b>Flux</b>	155 lm	420 lm	960 lm	1440 lm	1920 lm
<b>Beam Angle</b>	120°	120°	120°	120°	120°
<b>Light Color</b>	WH/NW/WW	WH/NW/WW	WH/NW/WW	WH/NW/WW	WH/NW/WW
<b>CRI</b>	>80	>80	>80	>80	>80
<b>IP Rating</b>	IP20	IP20	IP20	IP20	IP20
<b>Life Span</b>	25 000 h	25 000 h	25 000 h	25 000 h	25 000 h
<b>Dimension</b>	90x90x20mm	120x120x20mm	167x167x20mm	225x225x20mm	300x300x25mm
<b>Cutting Size</b>	75x75mm	110x110mm	155x155mm	205x205mm	282x282mm
<b>EAN Code 6000K</b>	3800156625655	3800156625686	3800156625716	3800156625747	3800156625778
<b>EAN Code 4500K</b>	3800156625662	3800156625693	3800156625723	3800156625754	3800156625785
<b>EAN Code 2800K</b>	3800156625679	3800156625709	3800156625730	3800156625761	3800156625792



# LED RECESSED PANELS

# OPTONICA

**NEW**



Built-in Driver

**A+**

**120°**  
BEAM ANGLE

**SAVE 80%**  
ENERGY

**IP20**

**6W**  
**375**  
LUMENS

DL2621 White Light **6000K**  
DL2622 Neutral White **4500K**  
DL2623 Warm White **2800K**

**12W**  
**940**  
LUMENS

DL2624 White Light **6000K**  
DL2625 Neutral White **4500K**  
DL2626 Warm White **2800K**

**18W**  
**1500**  
LUMENS

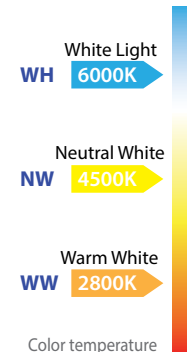
DL2627 White Light **6000K**  
DL2628 Neutral White **4500K**  
DL2629 Warm White **2800K**

## LED MINI PANELS

**BUILT-IN DRIVER**  
**ROUND RECESSED MODULE**

- SKU No.**
- Watts**
- Input Voltage**
- Flux**
- Beam Angle**
- Light Color**
- CRI**
- IP Rating**
- Life Span**
- Dimension**
- Cutting Size**

	6W MINI PANEL	12W MINI PANEL	18W MINI PANEL
SKU No.	DL2621/DL2622/DL2623	DL2624/DL2625/DL2626	DL2627/DL2628/DL2629
Watts	6W	12W	18W
Input Voltage	AC:95-265V	AC:95-265V	AC:95-265V
Flux	375 lm	940 lm	1500 lm
Beam Angle	120°	120°	120°
Light Color	WH/NW/WW	WH/NW/WW	WH/NW/WW
CRI	>80	>80	>80
IP Rating	IP20	IP20	IP20
Life Span	25 000 h	25 000 h	25 000 h
Dimension	φ118x33 mm	φ170x33 mm	φ223x33 mm
Cutting Size	φ100mm	φ150mm	φ200mm
EAN Code 6000K	3800156626218	3800156626249	3800156626270
EAN Code 4500K	3800156626225	3800156626256	3800156626287
EAN Code 2800K	3800156626232	3800156626232	3800156626294



# LED RECESSED PANELS


# OPTONICA

**NEW**



Built-in Driver

**A+**

  
**120°**  
BEAM ANGLE

  
**SAVE 80%**  
ENERGY


  
IP20

**6W**  
  
**375**  
LUMENS

- DL2633 White Light **6000K**
- DL2634 Neutral White **4500K**
- DL2635 Warm White **2800K**

**12W**  
  
**940**  
LUMENS

- DL2636 White Light **6000K**
- DL2637 Neutral White **4500K**
- DL2638 Warm White **2800K**




**18W**  
  
**1500**  
LUMENS

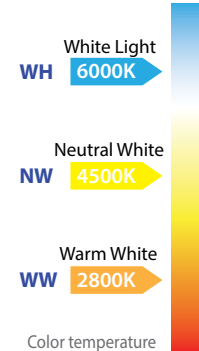
- DL2639 White Light **6000K**
- DL2640 Neutral White **4500K**
- DL2641 Warm White **2800K**

## LED MINI PANELS

**BUILT-IN DRIVER**  
**SQUARE RECESSED MODULE**

-  **SKU No.**
-  **Watts**
-  **Input Voltage**
-  **Flux**
-  **Beam Angle**
-  **Light Color**
-  **CRI**
-  **IP Rating**
-  **Life Span**
-  **Dimension**
-  **Cutting Size**

	6W MINI PANEL	12W MINI PANEL	18W MINI PANEL
SKU No.	DL2633/DL2634/DL2635	DL2636/DL2637/DL2638	DL2639/DL2640/DL2641
Watts	6W	12W	18W
Input Voltage	AC:95-265V	AC:95-265V	AC:95-265V
Flux	375 lm	940 lm	1500 lm
Beam Angle	120°	120°	120°
Light Color	WH/NW/WW	WH/NW/WW	WH/NW/WW
CRI	>80	>80	>80
IP Rating	IP20	IP20	IP20
Life Span	25 000 h	25 000 h	25 000 h
Dimension	118x118x33 mm 	170x170x33 mm 	223x223x33 mm 
Cutting Size	100x100mm	150x150mm	200x200mm



White Light  
**WH 6000K**

Neutral White  
**NW 4500K**

Warm White  
**WW 2800K**

Color temperature

- EAN Code 6000K [3800156626331](#)
- EAN Code 4500K [3800156626348](#)
- EAN Code 2800K [3800156626355](#)

- EAN Code 6000K [3800156626362](#)
- EAN Code 4500K [3800156626379](#)
- EAN Code 2800K [3800156626386](#)

- EAN Code 6000K [3800156626393](#)
- EAN Code 4500K [3800156626409](#)
- EAN Code 2800K [3800156626416](#)



# LED RECESSED PANELS



A+

  
**120°**  
BEAM ANGLE

  
**SAVE 80%**  
ENERGY

  
IP20

**3W**  
  
**195**  
LUMENS

**6W**  
  
**390**  
LUMENS

















**12W**  
  
**780**  
LUMENS

**18W**  
  
**1170**  
LUMENS

**24W**  
  
**1625**  
LUMENS

## LED MINI PANELS ROUND RECESSED MODULE

DL2431 White Light <b>6000K</b>	DL2434 White Light <b>6000K</b>	DL2437 White Light <b>6000K</b>	DL2335 White Light <b>6000K</b>	DL2441 White Light <b>6000K</b>
DL2432 Neutral White <b>4500K</b>	DL2435 Neutral White <b>4500K</b>	DL2438 Neutral White <b>4500K</b>	DL2440 Neutral White <b>4500K</b>	DL2442 Neutral White <b>4500K</b>
DL2433 Warm White <b>2800K</b>	DL2436 Warm White <b>2800K</b>	DL2439 Warm White <b>2800K</b>	DL2336 Warm White <b>2800K</b>	DL2443 Warm White <b>2800K</b>

	3W MINI PANEL	6W MINI PANEL	12W MINI PANEL	18W MINI PANEL	24W MINI PANEL
 <b>SKU No.</b>	DL2431/DL2432/DL2433	DL2434/DL2435/DL2436	DL2437/DL2438/DL2439	DL2335/DL2440/DL2336	DL2441/DL2442/DL2443
 <b>Watts</b>	3W	6W	12W	18W	24W
 <b>Input Voltage</b>	AC:85-265V	AC:85-265V	AC:85-265V	AC:85-265V	AC:85-265V
 <b>Flux</b>	195 lm	390 lm	780 lm	1170 lm	1625 lm
 <b>Beam Angle</b>	120°	120°	120°	120°	120°
 <b>Light Color</b>	WH/NW/WW	WH/NW/WW	WH/NW/WW	WH/NW/WW	WH/NW/WW
 <b>CRI</b>	>80	>80	>80	>80	>80
 <b>IP Rating</b>	IP20	IP20	IP20	IP20	IP20
 <b>Life Span</b>	25 000 h	25 000 h	25 000 h	25 000 h	25 000 h
 <b>Dimension</b>	φ85x25 mm 	φ120x25 mm 	φ170x25 mm 	φ225x25 mm 	φ299x25 mm 
 <b>Cutting Size</b>	φ75mm	φ110mm	φ155mm	φ205mm	φ285mm
EAN Code 6000K	3800156624313	3800156624344	3800156624375	3800156623354	3800156624412
EAN Code 4500K	3800156624320	3800156624351	3800156624382	3800156624405	3800156624429
EAN Code 2800K	3800156624337	3800156624368	3800156624399	3800156623361	3800156624436



# LED RECESSED PANELS



BEAM ANGLE



ENERGY



IP20



## LED MINI PANELS SQUARE RECESSED MODULE


DL2444 White Light <b>6000K</b>	DL2447 White Light <b>6000K</b>	DL2450 White Light <b>6000K</b>	DL2348 White Light <b>6000K</b>	DL2454 White Light <b>6000K</b>
DL2445 Neutral White <b>4500K</b>	DL2448 Neutral White <b>4500K</b>	DL2451 Neutral White <b>4500K</b>	DL2453 Neutral White <b>4500K</b>	DL2455 Neutral White <b>4500K</b>
DL2446 Warm White <b>2800K</b>	DL2449 Warm White <b>2800K</b>	DL2452 Warm White <b>2800K</b>	DL2349 Warm White <b>2800K</b>	DL2456 Warm White <b>2800K</b>

	3W MINI PANEL	6W MINI PANEL	12W MINI PANEL	18W MINI PANEL	24W MINI PANEL
<b>SKU No.</b>	DL2444/DL2445/DL2446	DL2447/DL2448/DL2449	DL2450/DL2451/DL2452	DL2348/DL2453/DL2349	DL2454/DL2455/DL2456
<b>Watts</b>	3W	6W	12W	18W	24W
<b>Input Voltage</b>	AC:170-265V	AC:170-265V	AC:170-265V	AC:170-265V	AC:170-265V
<b>Flux</b>	195 lm	390 lm	780 lm	1170 lm	1625 lm
<b>Beam Angle</b>	120°	120°	120°	120°	120°
<b>Light Color</b>	WH/NW/WW	WH/NW/WW	WH/NW/WW	WH/NW/WW	WH/NW/WW
<b>CRI</b>	>80	>80	>80	>80	>80
<b>IP Rating</b>	IP20	IP20	IP20	IP20	IP20
<b>Life Span</b>	25 000 h	25 000 h	25 000 h	25 000 h	25 000 h
<b>Dimension</b>	90x90x20mm	120x120x20mm	167x167x20mm	225x225x20mm	300x300x25mm
<b>Cutting Size</b>	75x75mm	110x110mm	155x155mm	205x205mm	282x282mm
<b>EAN Code 6000K</b>	3800156624443	3800156624474	3800156624504	3800156623484	3800156624542
<b>EAN Code 4500K</b>	3800156624450	3800156624481	3800156624511	3800156623538	3800156624559
<b>EAN Code 2800K</b>	3800156624467	3800156624498	3800156624528	3800156623491	3800156624566





COLOR CHANGING KNOB : 3000-4500-6000K



## Recessed LED Slim DownLight

COLOR CHANGING LED 3000 to 6000K

ROUND MODULE - Dimmable



DL2581 3000K to 6000K



DL2582 3000K to 6000K



DL2583 3000K to 6000K

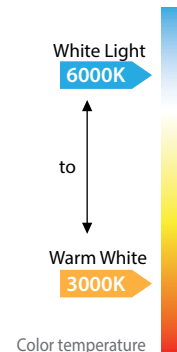


DL2584 3000K to 6000K



DL2585 3000K to 6000K

	6W Recessed LED	9W Recessed LED	16W Recessed LED	20W Recessed LED	24W Recessed LED
SKU No.	DL2581	DL2582	DL2583	DL2584	DL2585
Watts	6W	9W	16W	20W	24W
Input Voltage	AC:220-240V	AC:220-240V	AC:220-240V	AC:220-240V	AC:220-240V
Flux	450 lm	650 lm	1200 lm	1800 lm	2100 lm
Beam Angle	100°	100°	100°	100°	100°
Light Color	3000-6000K	3000-6000K	3000-6000K	3000-6000K	3000-6000K
CRI	>80	>80	>80	>80	>80
IP Rating	IP44 Front	IP44 Front	IP44 Front	IP44 Front	IP44 Front
Life Span	25 000 h	25 000 h	25 000 h	25 000 h	25 000 h
Dimension	φ115x32mm	φ115x32mm	φ170x32mm	φ220x32mm	φ240x32mm
Cutting Size	φ105mm	φ105mm	φ155mm	φ205mm	φ225mm



EAN Code 3000-6000K

3800156625815

3800156625822

3800156625839

3800156625846

3800156625853

# LED RECESSED PANELS



## Recessed LED DownLight Adapter

From RECESSED Panel to SURFACE Panel

### SKU No.

**OT5001** Surface 3' D105 for 6W - 9W

Compatible with DL2581 , DL2582

**OT5002** Surface 5' D155 for 12W - 16W

Compatible with DL2583

**OT5003** Surface 7' D205 for 18W - 20W

Compatible with DL2584

**OT5004** Surface 8' D225 for 22W - 24W

Compatible with DL2585

# MODULES/ MINI PANES DIMMABLE DRIVERS

	SKU No.
DIMMABLE DRIVER 220V 5-9*1W 300MA	AC6025
DIMMABLE DRIVER 220V 10-18*1W 300MA	AC6026
DIMMABLE DRIVER 220V 20-30*1W 300MA	AC6027



Dimmable

