

# LED CEILING LIGHT

# OPTONICA



**EPISTAR**  
Chip Set

**LED SUSPENDING LIGHT PF>0.95**  
**SANDY WHITE ROUND**



BEAM ANGLE



ENERGY



IP20

**LED SUSPENDING LIGHT PF>0.95**  
**SANDY WHITE SQUARE**

**SKU No.**

**Watts**

**Input Voltage**

**Flux**

**Beam Angle**

**Light Color**

**CRI**

**IP Rating**

**Life Span**

**Dimension**

**38W SANDY WHITE ROUND**

**50W SANDY WHITE ROUND**

**38W SANDY WHITE SQUARE**

**50W SANDY WHITE SQUARE**

SKU No.	PD9036	PD9037	DP9038	PD9039
Watts	38W	50W	38W	50W
Input Voltage	AC:175-240V	AC:175-240V	AC:175-240V	AC:175-240V
Flux	2660 lm	3500 lm	2660 lm	3500 lm
Beam Angle	120°	120°	120°	120°
Light Color	WW	WW	WW	WW
CRI	>80	>80	>80	>80
IP Rating	IP20	IP20	IP20	IP20
Life Span	25 000 h	25 000 h	25 000 h	25 000 h
Dimension	φ450x1200mm	φ600x1200mm	450x450x1200mm	600x600x1200mm

Warm White  
WW 3000K

Color temperature

EAN Code 3000K

3800156690363

3800156690370

3800156690387

3800156690394

# LED CEILING LIGHT



**LED SUSPENDING LIGHT 38W PF>0.95**  
**SANDY BLACK SQUARE**

Watts	38W	CRI	>80
Input Voltage	AC:175-240V	IP Rating	IP20
Flux	1900lm	Life Span	25 000 h
Beam Angle	120°	Dimension	450x450x1200mm



SKU No.

Warm White  
**PD9035 3000K**

Color temperature



LUMENS



BEAM ANGLE



ENERGY



IP20

EAN Code 3000K 3800156690356



**LED ROUND CEILING LIGHT 38W PF>0.95**  
**SANDY WHITE SQUARE**

Watts	38W	CRI	>80
Input Voltage	AC:175-240V	IP Rating	IP20
Flux	1900 lm	Life Span	25 000 h
Beam Angle	120°	Dimension	450x450x100mm



SKU No.

Warm White  
**DL2297 3000K**

Color temperature



LUMENS



BEAM ANGLE



ENERGY



IP20

EAN Code 3000K 3800156622975

# LED CEILING LIGHT

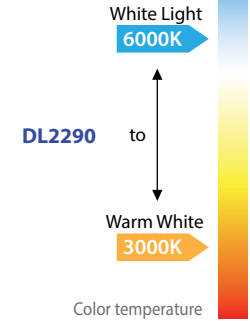


Watts	40W	CRI	>80
Input Voltage	AC:175-240V	IP Rating	IP20
Flux	2800 lm	Life Span	25 000 h
Beam Angle	120°	Dimension	φ460x80mm

Remote Control included



SKU No.



COLOR CHANGING LED 3000 to 6000K

## LED CEILING LIGHT 40W PF>0.95

MATT WHITE+DOTTY SPARKLE

COLOR CHANGING LED 3000 to 6000K



LUMENS



BEAM ANGLE

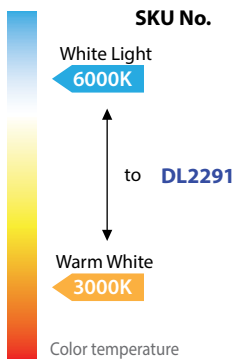


DIMMABLE



IP20

EAN Code 3000K-6000K 3800156622906



Remote Control included



Watts	40W	CRI	>80
Input Voltage	AC:175-240V	IP Rating	IP20
Flux	2800 lm	Life Span	25 000 h
Beam Angle	120°	Dimension	φ460x80mm



COLOR CHANGING LED 3000 to 6000K



LUMENS



BEAM ANGLE



DIMMABLE



IP20

EAN Code 3000K-6000K 3800156622913

## LED CEILING LIGHT 40W PF>0.95

MATT WHITE GLASS

COLOR CHANGING LED 3000 to 6000K



# LED CEILING LIGHT

# OPTONICA



- Watts 60W
- Input Voltage AC:175-240V
- Flux 3900 lm
- Beam Angle 120°
- CRI >80
- IP Rating IP20
- Life Span 25 000 h
- Dimension  $\phi$ 570x85mm



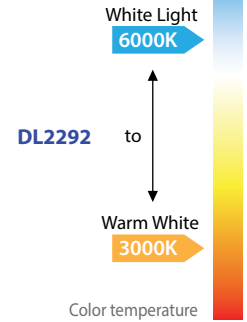
COLOR CHANGING LED 3000 to 6000K



Remote Control included



SKU No.



## LED CEILING LIGHT 60W PF>0.95

MATT WHITE+DOTTY SPARKLE

COLOR CHANGING LED 3000 to 6000K



LUMENS



BEAM ANGLE



DIMMABLE



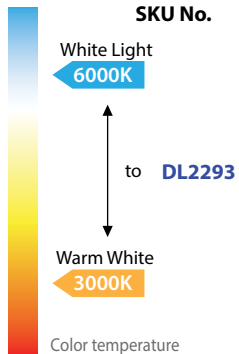
IP20

EAN Code 3000K-6000K 3800156622920

## LED CEILING LIGHT 60W PF>0.95

MATT WHITE GLASS

COLOR CHANGING LED 3000 to 6000K



Remote Control included



- Watts 60W
- Input Voltage AC:175-240V
- Flux 3900 lm
- Beam Angle 120°
- CRI >80
- IP Rating IP20
- Life Span 25 000 h
- Dimension  $\phi$ 570x80mm



COLOR CHANGING LED 3000 to 6000K



LUMENS



BEAM ANGLE



DIMMABLE



IP20

EAN Code 3000K-6000K 3800156622937

# LED CEILING LIGHT

OPTONICA



Watts	36W	CRI	>80
Input Voltage	AC:175-240V	IP Rating	IP20
Flux	2340 lm	Life Span	25 000 h
Beam Angle	120°	Dimension	φ600x130mm

SKU No.



Warm White  
DL2294 3000K

Color temperature

## LED ROUND CEILING LIGHT 36W PF>0.95

SANDY WHITE



LUMENS



BEAM ANGLE



ENERGY



IP20

EAN Code 3000K 3800156622944

SKU No.

Watts	60W	CRI	>80
Input Voltage	AC:175-240V	IP Rating	IP20
Flux	3900 lm	Life Span	25 000 h
Beam Angle	120°	Dimension	φ800x130mm

## LED ROUND CEILING LIGHT 60W PF>0.95

SANDY WHITE



Warm White  
3000K DL2295

Color temperature



LUMENS



BEAM ANGLE



ENERGY



IP20

EAN Code 3000K 3800156622951

# LED CEILING LIGHT

# OPTONICA



Watts	26W	CRI	>80
Input Voltage	AC:175-240V	IP Rating	IP20
Flux	1640 lm	Life Span	25 000 h
Beam Angle	120°	Dimension	φ400x100mm

SKU No.



Warm White  
DL2298 3000K

Color temperature

## LED ROUND CEILING LIGHT 26W PF>0.95

SANDY WHITE



LUMENS



BEAM ANGLE



ENERGY



IP20

EAN Code 3000K 3800156622982

SKU No.

Watts	145W	CRI	>80
Input Voltage	AC:175-240V	IP Rating	IP20
Flux	9425 lm	Life Span	25 000 h
Beam Angle	120°	Dimension	φ1000x130mm

## LED ROUND CEILING LIGHT 145W PF>0.95

SANDY WHITE

Warm White  
3000K DL2299

Color temperature



LUMENS



BEAM ANGLE



ENERGY



IP20



EAN Code 3000K 3800156622999

# LED CEILING LIGHT

OPTONICA



Watts	36W	CRI	>80
Input Voltage	AC:175-240V	IP Rating	IP20
Flux	2340 lm	Life Span	25 000 h
Beam Angle	120°	Dimension	φ600x1200mm

SKU No.



Warm White  
PD9031 3000K

Color temperature

## LED SUSPENDING LIGHT 36W PF>0.95

SANDY WHITE



LUMENS



BEAM ANGLE



ENERGY



IP20

EAN Code 3000K 3800156690318

SKU No.

Watts	60W	CRI	>80
Input Voltage	AC:175-240V	IP Rating	IP20
Flux	3900 lm	Life Span	25 000 h
Beam Angle	120°	Dimension	φ800x1200mm

## LED SUSPENDING LIGHT 60W PF>0.95

SANDY WHITE



Warm White  
3000K PD9032

Color temperature



LUMENS



BEAM ANGLE



ENERGY



IP20



EAN Code 3000K 3800156690325

# LED CEILING LIGHT

# OPTONICA



Watts	26W	CRI	>80
Input Voltage	AC:175-240V	IP Rating	IP20
Flux	1640 lm	Life Span	25 000 h
Beam Angle	120°	Dimension	φ400x1300mm

SKU No.



Warm White  
PD9033 3000K

Color temperature

## LED SUSPENDING LIGHT 26W PF>0.95

SANDY WHITE



LUMENS



BEAM ANGLE



ENERGY



IP20

EAN Code 3000K 3800156690332

SKU No.

Watts	145W	CRI	>80
Input Voltage	AC:175-240V	IP Rating	IP20
Flux	9425 lm	Life Span	25 000 h
Beam Angle	120°	Dimension	φ1000x1120mm

## LED SUSPENDING LIGHT 145W PF>0.95

SANDY WHITE

Warm White  
3000K PD9034

Color temperature



LUMENS



BEAM ANGLE



ENERGY



IP20



EAN Code 3000K 3800156690349



# LED CEILING LIGHT

OPTONICA



⚡ Watts	40W	☀️ CRI	>80
⌚ Input Voltage	AC:175-240V	🌊 IP Rating	IP20
☀️ Flux	2800 lm	🕒 Life Span	25 000 h
📐 Beam Angle	120°	📏 Dimension	φ460x80mm

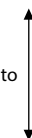
Remote Control included



SKU No.

White Light 6000K

DL2279



Warm White 3000K

Color temperature



COLOR CHANGING LED 3000 to 6000K



## LED CEILING LIGHT 40W PF>0.95

MATT WHITE+DOTTY SPARKLE

COLOR CHANGING LED 3000 to 6000K



LUMENS



BEAM ANGLE

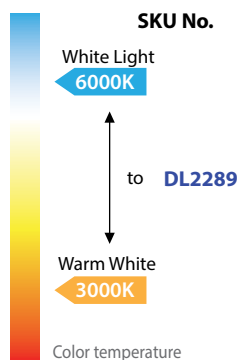


DIMMABLE



IP20

EAN Code 3000K-6000K 3800156622791



Remote Control included



⚡ Watts	40W	☀️ CRI	>80
⌚ Input Voltage	AC:175-240V	🌊 IP Rating	IP20
☀️ Flux	2800 lm	🕒 Life Span	25 000 h
📐 Beam Angle	120°	📏 Dimension	φ460x80mm

## LED CEILING LIGHT 40W PF>0.95

MATT WHITE GLASS

COLOR CHANGING LED 3000 to 6000K



COLOR CHANGING LED 3000 to 6000K



LUMENS



BEAM ANGLE



DIMMABLE



IP20

EAN Code 3000K-6000K 3800156622890

# LED SURFACE LIGHT

# OPTONICA



Watts	8W	CRI	>80
Input Voltage	AC:175-240V	IP Rating	IP20
Flux	520 lm	Life Span	25 000 h
Beam Angle	120°	Dimension	155x80x35mm

SKU No.



Warm White  
DL2296 2800K

Color temperature

## LED WALL LIGHT 8W PF>0.95

SANDY WHITE

EAN Code 3000K 3800156622937

SKU No.


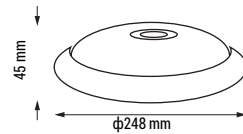
White Light  
6000K DL2276

Neutral White  
4500K DL2277

Warm White  
2800K DL2278

Color temperature

Watts	15W	CRI	>80
Input Voltage	AC:175-240V	IP Rating	IP20
Flux	1200 lm	Life Span	25 000 h
Beam Angle	120°	Dimension	φ248x45mm



## LED SURFACE PANEL 15W

ROUND - PIR SENSOR



EAN Code 6000K 3800156622760  
 EAN Code 4500K 3800156622777  
 EAN Code 2700K 3800156622784