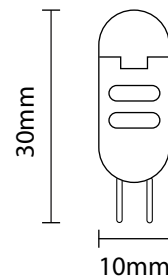


LED SPOTLIGHTS



Watts	2W	CRI	>80
Input Voltage	AC,DC:12V	IP Rating	IP20
Flux	170 lm	Life Span	25 000 h
Beam Angle	320°	Dimension	φ10x30 mm

A+
EQ.Watts:
2W=16W



- SKU No.**
- White Light
SP1615 6000K
 - Neutral White
SP1616 4500K
 - Warm White
SP1617 2800K

Color temperature

2W SMD
LED Spotlight G4

170
LUMENS

320°
BEAM ANGLE

G4

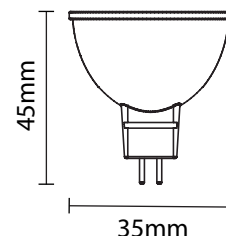
IP20

EAN Code 6000K 3800156616158
EAN Code 4500K 3800156616165
EAN Code 2800K 3800156616172



Watts	3W	CRI	>80
Input Voltage	AC,DC:12V	IP Rating	IP20
Flux	210 lm	Life Span	25 000 h
Beam Angle	38°	Dimension	φ35x45 mm

A+
EQ.Watts:
3W=20W



- SKU No.**
- White Light
SP1066 6000K
 - Neutral White
SP1067 4500K
 - Warm White
SP1068 2800K

Color temperature

3W SMD
LED Spotlight G4/MR11

210
LUMENS

38°
BEAM ANGLE

G4

IP20

EAN Code 6000K 3800156610668
EAN Code 4500K 3800156610675
EAN Code 2800K 3800156610682

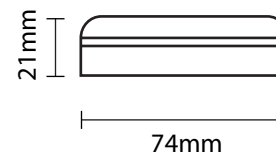
LED SPOTLIGHTS

OPTONICA

NEW



Watts	7W	CRI	>80
Input Voltage	AC:220-240V	IP Rating	IP20
Flux	560 lm	Life Span	25 000 h
Beam Angle	180°	Dimension	φ74x21 mm



SKU No.	White Light
SP1541	6000K
	Neutral White
SP1542	4500K
	Warm White
SP1543	2800K

Color temperature

A+
EQ.Watts:
7W=45W

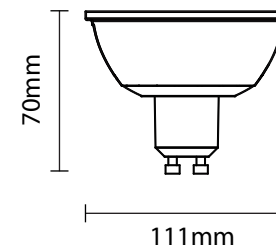
7W Recessed
LED Spotlight GX53



EAN Code 6000K 3800156615410
EAN Code 4500K 3800156615427
EAN Code 2800K 3800156615434



Watts	12W	CRI	>80
Input Voltage	AC:170-265V	IP Rating	IP20
Flux	960 lm	Life Span	25 000 h
Beam Angle	36°	Dimension	φ111x70 mm




SKU No.	White Light
SP1523	6000K
	Neutral White
SP1524	4500K
	Warm White
SP1525	2800K

Color temperature

A+
EQ.Watts:
12W=65W



12W AR111
LED Spotlight GU10



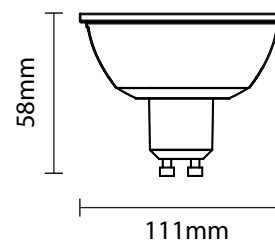
EAN Code 6000K 3800156615236
EAN Code 4500K 3800156615243
EAN Code 2800K 3800156615250

LED SPOTLIGHTS

OPTONICA



Watts	9W	CRI	>80
Input Voltage	AC:175-265V	IP Rating	IP20
Flux	800 lm	Life Span	25 000 h
Beam Angle	120°	Dimension	φ111x58mm



SKU No.


Neutral White
SP1531 4500K

Warm White
SP1532 2800K

Color temperature

A+
EQ.Watts:
9W=60W

9W AR111 SMD
LED Spotlight GU10



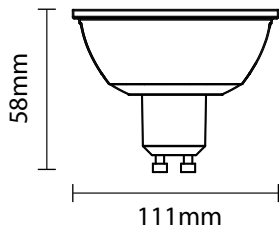
EAN Code 4500K 3800156615311
EAN Code 2800K 3800156615328

SKU No.

Neutral White
4500K SP1533

Warm White
2800K SP1534


Color temperature



Watts	15W	CRI	>80
Input Voltage	AC:175-265V	IP Rating	IP20
Flux	1200 lm	Life Span	25 000 h
Beam Angle	30°	Dimension	φ111x58 mm

15W AR111 SMD
LED Spotlight GU10

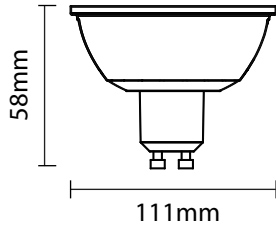
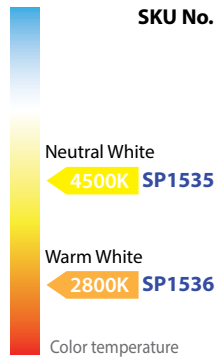
A+
EQ.Watts:
15W=90W



EAN Code 4500K 3800156615335
EAN Code 2800K 3800156615342

LED SPOTLIGHTS

OPTONICA




Watts	15W	CRI	>80
Input Voltage	AC:175-265V	IP Rating	IP20
Flux	1100 lm	Life Span	25 000 h
Beam Angle	30°	Dimension	φ111x58 mm

15W AR111 SMD
Dimmable
LED Spotlight GU10

A+
EQ.Watts:
15W=90W



EAN Code 4500K 3800156615359
EAN Code 2800K 3800156615366



ACCESSORIES

AR111 FITTING Adjustable

For AR111
φ111mm



OT5081 WHITE BODY
OT5082 SILVER BODY



Dimension **180x180x42 mm**



OT5083 WHITE BODY
OT5084 SILVER BODY



Dimension **330x180x42 mm**



OT5085 WHITE BODY
OT5086 SILVER BODY



Dimension **480x180x42 mm**

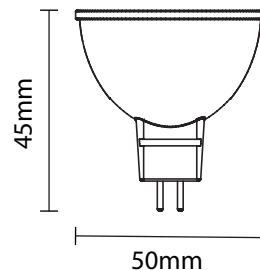
LED SPOTLIGHTS

OPTONICA



Watts	5W	CRI	>80
Input Voltage	DC:12V	IP Rating	IP20
Flux	320 lm	Life Span	25 000 h
Beam Angle	110°	Dimension	φ50x45 mm


A+
EQ.Watts:
5W=30W



SKU No.	White Light
SP1761	6000K
	Neutral White
SP1762	4500K
	Warm White
SP1763	2800K

Color temperature

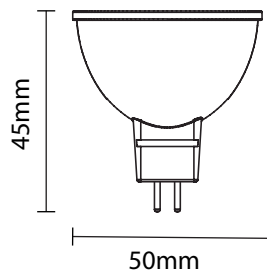
5W SMD Premium LED Spotlight MR16, GU5.3



EAN Code 6000K [3800156617612](#)
 EAN Code 4500K [3800156617629](#)
 EAN Code 2800K [3800156617636](#)

SKU No.	White Light
6000K	SP1764
	Neutral White
4500K	SP1765
	Warm White
2800K	SP1766

Color temperature




Watts	7W	CRI	>80
Input Voltage	AC,DC:12V	IP Rating	IP20
Flux	500 lm	Life Span	25 000 h
Beam Angle	110°	Dimension	φ50x45 mm



A+
EQ.Watts:
7W=40W

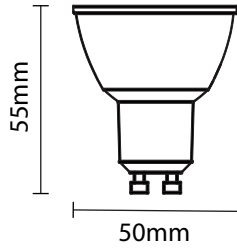
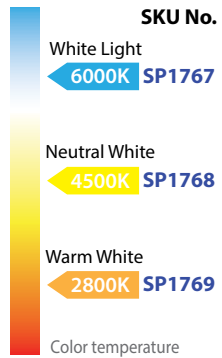
7W SMD Premium LED Spotlight MR16, GU5.3



EAN Code 6000K [3800156617643](#)
 EAN Code 4500K [3800156617650](#)
 EAN Code 2800K [3800156617667](#)

LED SPOTLIGHTS

OPTONICA



⚡ Watts	5W	☀️ CRI	>80
⚡ Input Voltage	AC:175-265V	🛡️ IP Rating	IP20
☀️ Flux	320 lm	🕒 Life Span	25 000 h
📐 Beam Angle	110°	📏 Dimension	φ50x55mm



A+
EQ.Watts:
5W=30W



EAN Code 6000K [3800156617674](#)
EAN Code 4500K [3800156617681](#)
EAN Code 2800K [3800156617698](#)



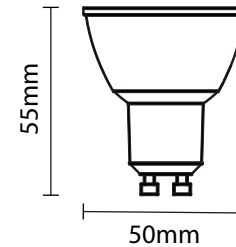


5W Premium
LED Spotlight GU10

7W SMD Premium LED Spotlight GU10

⚡ Watts	7W	☀️ CRI	>80
⚡ Input Voltage	AC:175-265	🛡️ IP Rating	IP20
☀️ Flux	500 lm	🕒 Life Span	25 000 h
📐 Beam Angle	110°	📏 Dimension	φ50x55 mm

A+
EQ.Watts:
7W=40W



EAN Code 6000K [3800156617728](#)
EAN Code 4500K [3800156617704](#)
EAN Code 2800K [3800156617735](#)



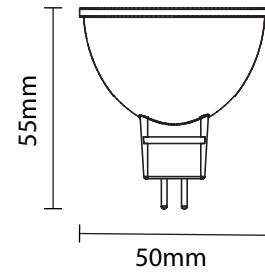
LED SPOTLIGHTS

OPTONICA



Watts	4W	CRI	>80
Input Voltage	AC,DC:12V	IP Rating	IP20
Flux	320 lm	Life Span	25 000 h
Beam Angle	50°	Dimension	φ50x55 mm

A+
EQ.Watts:
4W=25W



SKU No.

White Light
SP1163 6000K

Neutral White
SP1167 4500K

Warm White
SP1164 2800K

Color temperature

4W COB

LED Spotlight MR16 , GU5.3

320
LUMENS

50°
BEAM ANGLE

GU5.3

IP20

EAN Code 6000K 3800156611634
EAN Code 4500K 3800156611672
EAN Code 2800K 3800156611641

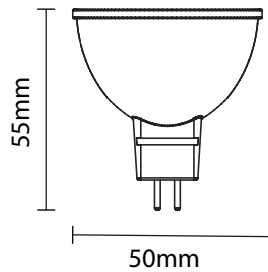
SKU No.

White Light
6000K SP1168

Neutral White
4500K SP1169

Warm White
2800K SP1170

Color temperature



Watts	6W	CRI	>80
Input Voltage	AC,DC:12V	IP Rating	IP20
Flux	400 lm	Life Span	25 000 h
Beam Angle	50°	Dimension	φ50x55 mm

A+
EQ.Watts:
6W=35W

6W COB LED Spotlight MR16 , GU5.3



400
LUMENS

50°
BEAM ANGLE

GU5.3

IP20

EAN Code 6000K 3800156611689
EAN Code 4500K 3800156611696
EAN Code 2800K 3800156611702

LED SPOTLIGHTS

OPTONICA

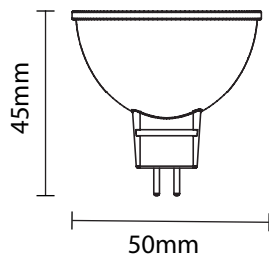
SKU No.

White Light
6000K **SP1191**

Neutral White
4500K **SP1192**

Warm White
2800K **SP1193**

Color temperature



- Watts 5W
- Input Voltage DC:12V
- Flux 400 lm
- Beam Angle 110°
- CRI >80
- IP Rating IP20
- Life Span 25 000 h
- Dimension ϕ 50x45 mm



A+
EQ.Watts:
5W=30W

EAN Code 6000K 3800156611917
EAN Code 4500K 3800156611924
EAN Code 2800K 3800156611931

400
LUMENS

110°
BEAM ANGLE

GU5.3

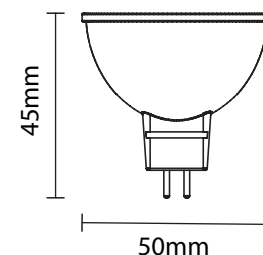
IP20

5W SMD
LED Spotlight MR16, GU5.3

7W SMD LED Spotlight MR16, GU5.3



- Watts 7W
- Input Voltage DC:12V
- Flux 560 lm
- Beam Angle 110°
- CRI >80
- IP Rating IP20
- Life Span 25 000 h
- Dimension ϕ 50x45 mm



SKU No.

White Light
SP1194 **6000K**

Neutral White
SP1195 **4500K**

Warm White
SP1196 **2800K**

Color temperature

A+
EQ.Watts:
7W=40W

560
LUMENS

110°
BEAM ANGLE

GU5.3

IP20

EAN Code 6000K 3800156611948
EAN Code 4500K 3800156611955
EAN Code 2800K 3800156611962

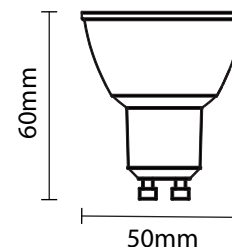
LED SPOTLIGHTS

OPTONICA



Watts	4W	CRI	>80
Input Voltage	AC:220-240V	IP Rating	IP20
Flux	320 lm	Life Span	25 000 h
Beam Angle	50°	Dimension	φ50x60 mm

A+
EQ.Watts:
4W=25W



SKU No.


White Light
SP1263 6000K

Neutral White
SP1264 4500K

Warm White
SP1265 2800K

Color temperature

4W COB LED Spotlight GU10



EAN Code 6000K 3800156612631

EAN Code 4500K 3800156612648

EAN Code 2800K 3800156612655

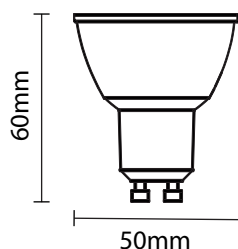
SKU No.

White Light
6000K SP1269

Neutral White
4500K SP1270

Warm White
2800K SP1271


Color temperature



Watts	6W	CRI	>80
Input Voltage	AC:220-240V	IP Rating	IP20
Flux	480 lm	Life Span	25 000 h
Beam Angle	50°	Dimension	φ50x60 mm

A+
EQ.Watts:
6W=35W

6W COB LED Spotlight GU10



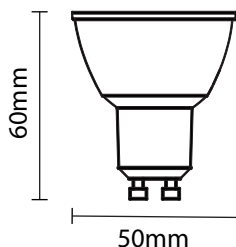

EAN Code 6000K 3800156612693

EAN Code 4500K 3800156612709

EAN Code 2800K 3800156612716

LED SPOTLIGHTS

OPTONICA



⚡ Watts	4W	☀️ CRI	>80
⚡ Input Voltage	AC:220-240V	🌧️ IP Rating	IP20
☀️ Flux	320 lm	🕒 Life Span	25 000 h
📐 Beam Angle	50°	📏 Dimension	φ50x60mm

A+
EQ.Watts:
4W=25W



Dimmable

EAN Code 6000K 3800156612662
 EAN Code 4500K 3800156612679
 EAN Code 2800K 3800156612686

320
LUMENS

50°
BEAM ANGLE

GU10

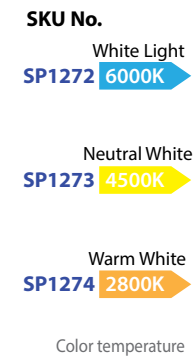
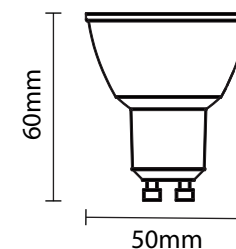
IP20

4W COB Dimmable
LED Spotlight GU10

6W COB Dimmable
LED Spotlight GU10

⚡ Watts	6W	☀️ CRI	>80
⚡ Input Voltage	AC:220-240V	🌧️ IP Rating	IP20
☀️ Flux	480 lm	🕒 Life Span	25 000 h
📐 Beam Angle	50°	📏 Dimension	φ50x60 mm

A+
EQ.Watts:
6W=35W



Dimmable

480
LUMENS

50°
BEAM ANGLE

GU10

IP20

EAN Code 6000K 3800156612723
 EAN Code 4500K 3800156612730
 EAN Code 2800K 3800156612747



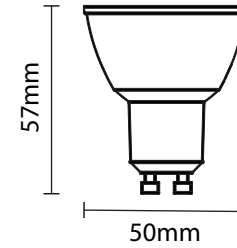
LED SPOTLIGHTS

OPTONICA



Watts	5W	CRI	>80
Input Voltage	AC:175-265V	IP Rating	IP20
Flux	400 lm	Life Span	25 000 h
Beam Angle	110°	Dimension	φ50x57 mm

A+
EQ.Watts:
5W=30W



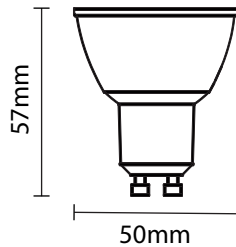
SKU No.	White Light
SP1929	6000K
	Neutral White
SP1930	4500K
	Warm White
SP1931	2800K
Color temperature	

5W SMD LED Spotlight GU10

400	110°		
LUMENS	BEAM ANGLE	GU10	IP20

EAN Code 6000K 3800156619296
EAN Code 4500K 3800156619302
EAN Code 2800K 3800156619319

SKU No.	White Light
	6000K SP1932
	Neutral White
	4500K SP1933
	Warm White
	2800K SP1934
Color temperature	



Watts	7W	CRI	>80
Input Voltage	AC:175-265V	IP Rating	IP20
Flux	560 lm	Life Span	25 000 h
Beam Angle	110°	Dimension	φ50x57 mm

A+
EQ.Watts:
7W=40W

7W SMD LED Spotlight GU10



560	110°		
LUMENS	BEAM ANGLE	GU10	IP20

EAN Code 6000K 3800156619326
EAN Code 4500K 3800156619333
EAN Code 2800K 3800156619340

LED SPOTLIGHTS

OPTONICA

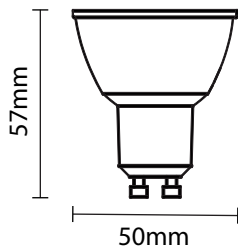
SKU No.

White Light
6000K SP1935

Neutral White
4500K SP1936

Warm White
2800K SP1937

Color temperature



⚡ Watts	5W	☀️ CRI	>80
⌚ Input Voltage	AC:175-265V	🌧️ IP Rating	IP20
☀️ Flux	400 lm	🕒 Life Span	25 000 h
📐 Beam Angle	38°	📏 Dimension	φ50x57mm



A+
EQ.Watts:
5W=30W

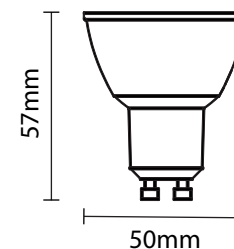
EAN Code 6000K 3800156619357
 EAN Code 4500K 3800156619364
 EAN Code 2800K 3800156619371

400 LUMENS **38°** BEAM ANGLE **GU10** **IP20**

5W SMD
LED Spotlight GU10

7W SMD LED Spotlight GU10

⚡ Watts	7W	☀️ CRI	>80
⌚ Input Voltage	AC:175-265V	🌧️ IP Rating	IP20
☀️ Flux	560 lm	🕒 Life Span	25 000 h
📐 Beam Angle	38°	📏 Dimension	φ50x57 mm



SKU No.

White Light
SP1938 6000K

Neutral White
SP1939 4500K

Warm White
SP1940 2800K

Color temperature



A+
EQ.Watts:
7W=40W

560 LUMENS **38°** BEAM ANGLE **GU10** **IP20**

EAN Code 6000K 3800156619388
 EAN Code 4500K 3800156619395
 EAN Code 2800K 3800156619401

LED SPOTLIGHTS

OPTONICA

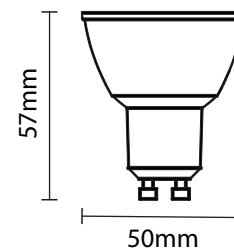


Watts	7W	CRI	>80
Input Voltage	AC:175-265V	IP Rating	IP20
Flux	560 lm	Life Span	25 000 h
Beam Angle	110°	Dimension	φ50x57 mm

A+
EQ.Watts:
7W=40W



Dimmable



SKU No.	White Light
SP1945	6000K
	Neutral White
SP1946	4500K
	Warm White
SP1947	2800K

Color temperature

7W SMD Dimmable
LED Spotlight GU10

560	110°		
LUMENS	BEAM ANGLE	GU10	IP20

EAN Code 6000K 3800156619456
EAN Code 4500K 3800156619463
EAN Code 2800K 3800156619470

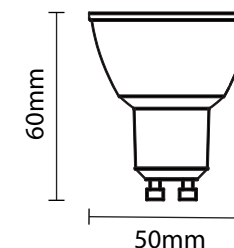


Watts	4W	CRI	>80
Input Voltage	AC:220-240V	IP Rating	IP20
Flux	320 lm	Life Span	25 000 h
Beam Angle	50°	Dimension	φ50x60 mm

A+
EQ.Watts:
4W=25W



Dimmable



SKU No.	White Light
SP1957	6000K
	Neutral White
SP1958	4500K
	Warm White
SP1959	2800K

Color temperature

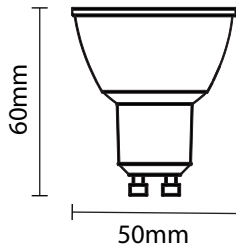

4W COB
LED Spotlight GU10

320	50°		
LUMENS	BEAM ANGLE	GU10	IP20

EAN Code 6000K 3800156619579
EAN Code 4500K 3800156619586
EAN Code 2800K 3800156619593

LED SPOTLIGHTS

OPTONICA



⚡ Watts	6W	☀️ CRI	>80
⌚ Input Voltage	AC:220-240V	💧 IP Rating	IP20
☀️ Flux	480 lm	🕒 Life Span	25 000 h
📐 Beam Angle	50°	📏 Dimension	φ50x60 mm

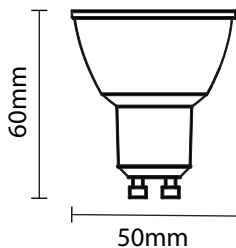

A+
EQ.Watts:
6W=35W



EAN Code 6000K 3800156619609
EAN Code 4500K 3800156619616
EAN Code 2800K 3800156619623

480 LUMENS
50° BEAM ANGLE
GU10
IP20

6W COB
LED Spotlight GU10



⚡ Watts	6W	☀️ CRI	>80
⌚ Input Voltage	AC:220-240V	💧 IP Rating	IP20
☀️ Flux	480 lm	🕒 Life Span	25 000 h
📐 Beam Angle	50°	📏 Dimension	φ50x60 mm

A+
EQ.Watts:
6W=35W



EAN Code 6000K 3800156619630
EAN Code 4500K 3800156619647
EAN Code 2800K 3800156619654

480 LUMENS
50° BEAM ANGLE
GU10
IP20

6W COB Dimmable
LED Spotlight GU10

ACCESSORIES

GU10,MR16 FITTING



72 mm



OT5070-N WHITE BODY

⊗ Dimension **φ80x29 mm**



OT5071-N INOX BODY

⊗ Dimension **φ80x29 mm**



OT5072-N CHROME BODY

⊗ Dimension **φ80x29 mm**



ACCESSORIES

GU10,MR16 FITTING



72mm



OT5073 WHITE BODY

⊗ Dimension **83x83x29 mm**



OT5074 INOX BODY

⊗ Dimension **83x83x29 mm**



OT5075 CHROME BODY

⊗ Dimension **83x83x29 mm**



ACCESSORIES

GU10,MR16 FITTING Adjustable



OT5170 WHITE BODY

⊗ Dimension $\phi 83 \times 29$ mm

OT5172 CHROME BODY

⊗ Dimension $\phi 83 \times 29$ mm

OT5171 INOX BODY

⊗ Dimension $\phi 83 \times 29$ mm



45°



72mm



ACCESSORIES

GU10,MR16 FITTING Adjustable



OT5076 WHITE BODY

⊗ Dimension $83 \times 83 \times 29$ mm

OT5077 INOX BODY

⊗ Dimension $83 \times 83 \times 29$ mm

OT5078 CHROME BODY

⊗ Dimension $83 \times 83 \times 29$ mm



45°



72mm

